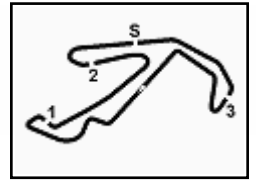


Misano Circuit Sic 58 4.226 m

Acì Historic Racing Weekend, 24 -25 - 26 Ottobre 2025
Boss GP - Starting Grid Race 1 (Duration: 22')

7	136	COLACINO W. Walter Colacino Racing	la F3000 T96 50		
6	66	FIEDLER A. Fiedler Racing	Dallara GP2/08	30	JORDAN W. H&A Racing
5	93	RUPPRECHTER R. R&B Research and Wealth Mana	Dallara GP2/05	55	ZECH E. Team Top Speed
4	17	GLASER S. Scuderia Palladio	Dallara GP2/11	15	HASLER A. Hasler Motorsport
3	44	ZELTNER T. Scuderia Palladio	Dallara GP2/11	56	MINELLI M. AM Sport System
2	11	O'CONNELL P. HS Engineering	ara World Series	27	GHIOTTO M. Scuderia Palladio
1	99	FLÖRSCH S. R&B Research and Wealth Mana	Dallara GP2/11	32	COLOMBO S. MM International Motorsport





Aci Historic Racing Weekend, 24 -25 - 26 Ottobre 2025

Boss GP - Results by Class Race 1

Misano Circuit Sic 58 4.226 m

Boss GP FORMULA

Laps 16 = 67,616 km - Avg 176,159 km/h - Race Time 23'01.803

No.	Driver	Nat	Entrant	Team	Car	Laps	Time	Gap	Rel.	Fastest Lap
1	11 O'CONNELL Paul	IRL	HS Engineering	HS Engineering	Dallara World Series V8	16	23'01.803		6	1'24.559
2	17 GLASER Stephan	SUI	Scuderia Palladio	Scuderia Palladio	Dallara GP2/11	15	23'20.189	1 Lap	1 Lap	5 1'30.727
3	66 FIEDLER Andreas	GER	Fiedler Racing	Fiedler Racing	Dallara GP2/08	15	23'20.695	1 Lap	0.506	14 1'30.330
4	93 RUPPRECHTER Roland	AUT	R&B Research and Wealth I	R&B Research and Wealth Man	Dallara GP2/05	14	23'08.602	2 Laps	1 Lap	9 1'35.394
5	30 JORDAN Wolfgang	GER	H&A Racing	H&A Racing	Dallara GP2/05	14	23'16.703	2 Laps	8.101	14 1'37.303
6	56 MINELLI Marco	ITA	Minelli Marco	AM Sport System	Dallara World Series V8	14	23'43.695	2 Laps	26.992	10 1'37.761
7	55 ZECH Erich	GER	Team Top Speed	Team Top Speed	Dallara GP2/11	12	22'55.714	4 Laps	2 Laps	10 1'49.644
8	15 HASLER Andreas	AUT	Hasler Motorsport	Hasler Motorsport	Dallara World Series V8	0				

Starting: 8 Classified: 8 Not Classified: 0 Retired: 0 Not Started: 0
 Fastest Lap N. 6 No. 11 Paul O'Connell Time 1'24.559 Avg. 179,917 Km/h

Boss GP Formula Pro

Laps 16 = 67,616 km - Avg 180,814 km/h - Race Time 22'26.229

No.	Driver	Nat	Entrant	Team	Car	Laps	Time	Gap	Rel.	Fastest Lap
1	99 FLÖRSCH Sophia	GER	R&B Research and Wealth I	R&B Research and Wealth Man	Dallara GP2/11	16	22'26.229		3	1'22.958
2	32 COLOMBO Simone	ITA	MM International Motorsport	MM International Motorsport	Dallara GP2/11	16	23'01.366	35.137	35.137	2 1'24.236
3	44 ZELTNER Thomas	SUI	Scuderia Palladio	Scuderia Palladio	Dallara GP2/11	16	23'47.583	1'21.354	46.217	15 1'26.038
4	27 GHOTTO Marco	ITA	Scuderia Palladio	Scuderia Palladio	Dallara GP2/11	16	23'57.502	1'31.273	9.919	4 1'26.081

Starting: 4 Classified: 4 Not Classified: 0 Retired: 0 Not Started: 0
 Fastest Lap N. 3 No. 99 Sophia Flörsch Time 1'22.958 Avg. 183,389 Km/h

Boss GP SUPERLIGHTS

Laps 4 = 16,904 km - Avg 137,199 km/h - Race Time 7'23.549

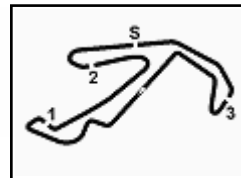
No.	Driver	Nat	Entrant	Team	Car	Laps	Time	Gap	Rel.	Fastest Lap
1	136 COLACINO Walter	ITA	Walter Colacino Racing	Walter Colacino Racing	Lola F3000 T96 50	4	7'23.549		3	1'46.678

Starting: 1 Classified: 1 Not Classified: 0 Retired: 0 Not Started: 0
 Fastest Lap N. 3 No. 136 Walter Colacino Time 1'46.678 Avg. 142,612 Km/h

Stewards :

25/10/2025 Start 11:26 End 11:50





Misano Circuit Sic 58 4.226 m

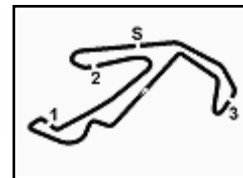
Aci Historic Racing Weekend, 24 -25 - 26 Ottobre 2025

Boss GP - Lap Chart Race 1

		Lap															
		1	2	3	4	5	6	7	8	9	10	11	12	13	14	15	16
1	99	99	99	99	99	99	99	99	99	99	99	99	99	99	99	99	99
2	32	32	32	32	32	32	32	32	32	32	32	32	32	32	32	32	32
3	27	27	27	27	11	11	11	11	11	11	11	11	11	11	11	11	11
4	11	11	11	11	27	27	27	27	27	27	27	27	44	44	44	44	44
5	44	44	44	44	44	44	44	44	44	44	44	44	27	27	27	27	27
6	17	17	17	17	17	17	17	17	17	17	17	17	17	17	17	17	17
7	66	66	66	66	66	66	66	66	66	66	66	66	66	66	66	66	66
8	93	93	93	93	93	93	93	93	93	93	93	93	93	93	93	93	93
9	30	30	30	30	30	30	30	30	30	30	30	30	30	30	30	30	30
10	136	56	56	56	56	56	56	56	56	56	56	56	56	56	56	56	56
11	56	136	136	136	55	55	55	55	55	55	55	55	55	55	55	55	55
12	55	55	55	55													

Final Result		
1	99 FLÖRSCH S.	Laps 16
2	32 COLOMBO S.	35.137
3	11 O'CONNELL P.	35.574
4	44 ZELTNER T.	1'21.354
5	27 GHIOTTO M.	1'31.273
6	17 GLASER S.	1 Lap
7	66 FIEDLER A.	1 Lap
8	93 RUPPRECHTER R.	2 Laps
9	30 JORDAN W.	2 Laps
10	56 MINELLI M.	2 Laps
11	55 ZECH E.	4 Laps
12	136 COLACINO W.	12 Laps
13	15 HASLER A.	





Acì Historic Racing Weekend, 24 -25 - 26 Ottobre 2025

Boss GP - Sector and Speeds Race 1

Misano Circuit Sic 58 4.226 m

RESULTS

1	99 FLÖRSCH Sophia	Dallara GP2/11	Laps 16
2	32 COLOMBO Simone	Dallara GP2/11	35.137
3	11 O'CONNELL Paul	Dallara World Series V8	35.574
4	44 ZELTNER Thomas	Dallara GP2/11	1'21.354
5	27 GHIOTTO Marco	Dallara GP2/11	1'31.273
6	17 GLASER Stephan	Dallara GP2/11	1 Lap
7	66 FIEDLER Andreas	Dallara GP2/08	1 Lap
8	93 RUPPRECHTER Roland	Dallara GP2/05	2 Laps
9	30 JORDAN Wolfgang	Dallara GP2/05	2 Laps
10	56 MINELLI Marco	Dallara World Series V8	2 Laps
11	55 ZECH Erich	Dallara GP2/11	4 Laps
12	136 COLACINO Walter	Lola F3000 T96 50	12 Laps
13	15 HASLER Andreas	Dallara World Series V8	

SPEED

1	99 FLÖRSCH Sophia	Dallara GP2/11	261,5
2	32 COLOMBO Simone	Dallara GP2/11	260,2
3	27 GHIOTTO Marco	Dallara GP2/11	260,2
4	17 GLASER Stephan	Dallara GP2/11	260,2
5	44 ZELTNER Thomas	Dallara GP2/11	258,4
6	93 RUPPRECHTER Roland	Dallara GP2/05	257,1
7	66 FIEDLER Andreas	Dallara GP2/08	256,5
8	11 O'CONNELL Paul	Dallara World Series V8	255,9
9	56 MINELLI Marco	Dallara World Series V8	252,3
10	30 JORDAN Wolfgang	Dallara GP2/05	252,3
11	55 ZECH Erich	Dallara GP2/11	244,9
12	136 COLACINO Walter	Lola F3000 T96 50	205,3
13	15 HASLER Andreas	Dallara World Series V8	152,1

SEG. 1

1	99 FLÖRSCH Sophia	22.002
2	11 O'CONNELL Paul	22.405
3	32 COLOMBO Simone	22.407
4	44 ZELTNER Thomas	22.892
5	27 GHIOTTO Marco	23.142
6	66 FIEDLER Andreas	24.017
7	17 GLASER Stephan	24.436
8	93 RUPPRECHTER Roland	25.303
9	30 JORDAN Wolfgang	25.415
10	56 MINELLI Marco	25.680
11	136 COLACINO Walter	28.320
12	55 ZECH Erich	28.920

SEG. 2

1	99 FLÖRSCH Sophia	19.473
2	11 O'CONNELL Paul	19.754
3	32 COLOMBO Simone	19.862
4	27 GHIOTTO Marco	19.979
5	44 ZELTNER Thomas	20.218
6	17 GLASER Stephan	20.647
7	66 FIEDLER Andreas	21.038
8	93 RUPPRECHTER Roland	21.841
9	30 JORDAN Wolfgang	21.934
10	56 MINELLI Marco	22.178
11	55 ZECH Erich	24.430
12	15 HASLER Andreas	24.591
13	136 COLACINO Walter	25.055

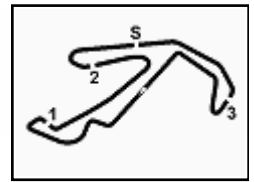
SEG. 3

1	99 FLÖRSCH Sophia	22.738
2	32 COLOMBO Simone	23.034
3	11 O'CONNELL Paul	23.209
4	44 ZELTNER Thomas	23.462
5	27 GHIOTTO Marco	23.525
6	17 GLASER Stephan	24.705
7	66 FIEDLER Andreas	24.716
8	93 RUPPRECHTER Roland	26.061
9	56 MINELLI Marco	27.230
10	30 JORDAN Wolfgang	27.513
11	136 COLACINO Walter	29.212
12	55 ZECH Erich	29.307
13	15 HASLER Andreas	38.672

SEG. 4

1	99 FLÖRSCH Sophia	18.361
2	32 COLOMBO Simone	18.867
3	11 O'CONNELL Paul	18.867
4	44 ZELTNER Thomas	19.079
5	27 GHIOTTO Marco	19.316
6	66 FIEDLER Andreas	20.309
7	17 GLASER Stephan	20.583
8	30 JORDAN Wolfgang	21.650
9	56 MINELLI Marco	21.775
10	93 RUPPRECHTER Roland	21.879
11	136 COLACINO Walter	23.430
12	55 ZECH Erich	25.016





Aci Historic Racing Weekend, 24 -25 - 26 Ottobre 2025

Boss GP - Analysis Race 1

Misano Circuit Sic 58.4.226 m

Start at 11:26'11.883

1 / 2

11 P. O'CONNELL (1'24.559)							
Lap	Seg.1	Seg.2	Seg.3	Seg.4	Lap Time	km/h	Local Time
1		20.842	24.207	19.678	1'33.341	250,0	11:27'45.224
2	23.186	19.912	23.421	19.254	1'25.773	254,7	11:29'10.997
3	23.608	20.144	23.725	19.320	1'26.797	253,5	11:30'37.794
4	23.420	19.838	23.579	19.352	1'26.189	255,9	11:32'03.983
5	23.591	19.908	23.723	19.659	1'26.881	252,3	11:33'30.864
6	22.405	19.754	23.347	19.053	1'24.559	253,5	11:34'55.423
7	23.958	19.833	23.241	18.867	1'25.899	254,7	11:36'21.322
8	23.773	20.123	23.305	19.875	1'27.076	252,3	11:37'48.398
9	23.271	20.176	23.566	19.116	1'26.129	252,9	11:39'14.527
10	22.733	19.996	23.483	19.125	1'25.337	252,3	11:40'39.864
11	22.691	19.803	23.209	19.174	1'24.877	253,5	11:42'04.741
12	22.593	19.969	23.468	19.330	1'25.360	255,3	11:43'30.101
13	22.947	20.047	23.703	20.358	1'27.055	253,5	11:44'57.156
14	23.299	20.199	23.403	19.199	1'25.971	253,5	11:46'23.127
15	22.648	19.964	23.345	19.166	1'25.123	253,5	11:47'48.250
16	22.743	19.892	23.335	19.466	1'25.436	254,7	11:49'13.686
Race Time 23'01.803							

6	26.028	22.494	28.298	22.335	1'39.155	252,3	11:36'19.724
7	26.665	22.424	28.848	21.942	1'39.879	252,3	11:37'59.603
8	26.074	22.212	28.611	21.930	1'38.827	248,8	11:39'38.430
9	25.546	22.149	29.000	22.165	1'38.860	249,4	11:41'17.290
10	25.667	22.261	28.538	21.697	1'38.163	247,1	11:42'55.453
11	25.415	22.195	29.167	22.287	1'39.064	239,5	11:44'34.517
12	25.822	21.934	28.125	21.650	1'37.531	248,3	11:46'12.048
13	25.886	21.972	27.977	23.400	1'39.235	249,4	11:47'51.283
14	25.767	22.038	27.513	21.985	1'37.303	248,8	11:49'28.586
Race Time 23'16.703							

15 A. HASLER							
Lap	Seg.1	Seg.2	Seg.3	Seg.4	Lap Time	km/h	Local Time
1		24.591	38.672			152,1	11:29'23.930
Race Time 7.:38'.1.7							

32 S. COLOMBO (1'24.236)								
Lap	Seg.1	Seg.2	Seg.3	Seg.4	Lap Time	km/h	Local Time	
1			20.684	23.282	18.919	1'29.773	257,1	11:27'41.656
2	22.473	19.862	23.034	18.867	1'24.236	258,4	11:29'05.892	
3	22.436	19.985	23.150	19.019	1'24.590	259,0	11:30'30.482	
4	22.407	20.043	24.292	19.256	1'25.998	255,9	11:31'56.480	
5	22.647	20.080	23.496	19.305	1'25.528	258,4	11:33'22.008	
6	22.877	20.038	23.579	19.125	1'25.619	259,0	11:34'47.627	
7	22.747	20.212	24.759	19.258	1'26.976	260,2	11:36'14.603	
8	23.106	20.481	24.263	19.752	1'27.602	258,4	11:37'42.205	
9	23.155	20.298	23.609	19.177	1'26.239	257,1	11:39'08.444	
10	22.683	20.214	23.540	19.229	1'25.666	258,4	11:40'34.110	
11	22.820	20.294	23.324	19.265	1'25.703	259,6	11:41'59.813	
12	22.987	20.310	24.856	19.641	1'27.794	258,4	11:43'27.607	
13	23.166	20.320	23.887	20.352	1'27.725	257,1	11:44'55.332	
14	23.025	20.384	23.322	19.248	1'25.979	257,8	11:46'21.311	
15	23.081	20.175	23.632	19.377	1'26.265	259,0	11:47'47.576	
16	22.779	20.172	23.420	19.302	1'25.673	259,0	11:49'13.249	
Race Time 23'01.366								

17 S. GLASER (1'30.727)							
Lap	Seg.1	Seg.2	Seg.3	Seg.4	Lap Time	km/h	Local Time
1		22.207	26.200	21.504	1'41.248	254,7	11:27'53.131
2	25.470	21.053	25.208	20.885	1'32.616	255,9	11:29'25.747
3	25.613	21.273	25.305	21.089	1'33.280	256,5	11:30'59.027
4	25.335	21.051	24.781	20.583	1'31.750	260,2	11:32'30.777
5	24.436	20.647	24.705	20.939	1'30.727	258,4	11:34'01.504
6	25.023	21.225	25.279	20.702	1'32.229	259,0	11:35'33.733
7	24.995	20.879	24.960	20.651	1'31.485	256,5	11:37'05.218
8	24.917	20.907	25.231	20.790	1'31.845	255,9	11:38'37.063
9	24.977	21.864	25.026	20.612	1'32.479	259,0	11:40'09.542
10	24.862	21.875	25.689	21.296	1'33.722	255,9	11:41'43.264
11	26.041	21.724	25.846	22.241	1'35.852	259,0	11:43'19.116
12	25.816	21.277	26.873	22.163	1'36.129	255,3	11:44'55.245
13	27.174	21.432	25.189	20.659	1'34.454	257,8	11:46'29.699
14	24.468	21.065	24.784	20.613	1'30.930	259,6	11:48'00.629
15	24.784	20.826	25.011	20.822	1'31.443	256,5	11:49'32.072
Race Time 23'20.189							

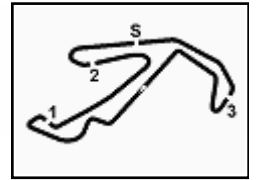
44 T. ZELTNER (1'26.038)								
Lap	Seg.1	Seg.2	Seg.3	Seg.4	Lap Time	km/h	Local Time	
1			22.466	24.549	20.699	1'38.051	253,5	11:27'49.934
2	24.080	20.996	24.701	20.280	1'30.057	254,1	11:29'19.991	
3	24.134	20.552	24.354	20.165	1'29.205	253,5	11:30'49.196	
4	23.837	20.547	23.991	19.960	1'28.335	254,7	11:32'17.531	
5	23.780	20.443	26.214	20.055	1'30.492	254,7	11:33'48.023	
6	23.991	20.543	23.972	19.716	1'28.222	254,7	11:35'16.245	
7	23.767	20.549	23.724	19.861	1'27.901	258,4	11:36'44.146	
8	23.746	20.561	26.083	20.341	1'30.731	256,5	11:38'14.877	
9	23.866	20.386	23.648	20.763	1'28.663	255,3	11:39'43.540	
10	23.705	20.502	26.079	19.892	1'30.178	257,1	11:41'13.718	
11	23.595	20.458	24.470	20.191	1'28.714	254,7	11:42'42.432	
12	23.760	20.411	24.466	19.623	1'28.260	254,7	11:44'10.692	
13	23.541	20.849	23.831	19.612	1'27.833	255,3	11:45'38.525	
14	23.136	20.321	25.005	19.712	1'28.174	255,9	11:47'06.699	
15	23.279	20.218	23.462	19.079	1'26.038	255,3	11:48'32.737	
16	22.892	20.298	23.727	19.812	1'26.729	257,1	11:49'59.466	
Race Time 23'47.583								

27 M. GHIOTTO (1'26.081)							
Lap	Seg.1	Seg.2	Seg.3	Seg.4	Lap Time	km/h	Local Time
1		20.902	24.136	19.443	1'32.568	255,9	11:27'44.451
2	23.188	20.132	23.567	19.409	1'26.296	257,1	11:29'10.747
3	23.445	20.367	23.671	19.322	1'26.805	256,5	11:30'37.552
4	23.208	20.032	23.525	19.316	1'26.081	257,8	11:32'03.633
5	23.580	19.979	24.924	19.947	1'28.430	247,7	11:33'32.063
6	23.456	20.017	23.699	19.699	1'26.871	260,2	11:34'58.934
7	23.949	20.869	23.707	19.583	1'28.108	260,2	11:36'27.042
8	23.940	20.446	25.554	20.126	1'30.066	258,4	11:37'57.108
9	24.010	20.642	26.062	20.529	1'31.243	259,6	11:39'28.351
10	23.856	20.479	23.972	19.816	1'28.123	257,1	11:40'56.474
11	24.519	22.318	27.994	22.139	1'36.970	212,2	11:42'33.444
12	27.431	25.021	26.629	20.786	1'39.867	251,2	11:44'13.311
13	24.358	20.604	24.042	20.083	1'29.087	257,8	11:45'42.398
14	23.727	20.214	23.900	19.818	1'27.659	259,0	11:47'10.057
15	23.142	20.349	23.591	19.477	1'26.559	258,4	11:48'36.616
16	25.496	22.021	24.623	20.629	1'32.769	256,5	11:50'09.385
Race Time 23'57.502							

55 E. ZECH (1'49.644)								
Lap	Seg.1	Seg.2	Seg.3	Seg.4	Lap Time	km/h	Local Time	
1			25.828	32.860	25.744	2'04.807	202,2	11:28'16.690
2	31.498	25.663	31.310	25.016	1'53.487	235,8	11:30'10.177	
3	29.859	25.372	32.344	25.631	1'53.206	225,0	11:32'03.383	
4	30.178	24.430	31.684	25.532	1'51.824	239,5	11:33'55.207	
5	29.987	26.564	32.093	25.555	1'54.199	233,8	11:35'49.406	
6	30.735	29.971	31.824	26.392	1'58.922	229,3	11:37'48.328	
7	31.540	26.761	33.057	27.379	1'58.737	233,8	11:39'47.065	
8	30.233	25.182	30.884	27.010	1'53.309	235,8	11:41'40.374	
9	31.068	25.848	30.841	26.682	1'54.439	240,5	11:43'34.813	
10	30.583	24.650	29.307	25.104	1'49.644	244,9	11:45'24.457	
11	29.352	24.654	30.098	27.396	1'51.500	244,9	11:47'15.957	
12	28.920	26.000	31.173	25.547	1'51.640	237,4	11:49'07.597	
Race Time 22'55.714								

30 W. JORDAN (1'37.303)							
Lap	Seg.1	Seg.2	Seg.3	Seg.4	Lap Time	km/h	Local Time
1		23.116	28.367	22.477	1'50.814	248,8	11:28'02.697
2	27.226	22.176	28.752	22.382	1'40.536	252,3	11:29'43.233
3	26.970	22.428	27.847	22.125	1'39.370	252,3	11:31'22.603
4	26.132	22.394	28.131	22.244	1'38.901	250,0	11:33'01.504
5	25.896	22.358	27.591	23.220	1'39.065	250,0	11:34'40.569

56 M. MINELLI (1'37.761)								
Lap	Seg.1	Seg.2	Seg.3	Seg.4	Lap Time	km/h	Local Time	
1			37.329	30.805	22.034	1'59.653	203,0	11:28'11.536
2	2							



Aci Historic Racing Weekend, 24 -25 - 26 Ottobre 2025

Boss GP - Analysis Race 1

Misano Circuit Sic 58 4.226 m

Start at 11:26'11.883

2 / 2

3	26.712	22.765	28.118	21.939	1'39.534	248,3	11:31'31.396
4	26.080	23.543	29.091	22.521	1'41.235	247,1	11:33'12.631
5	27.671	23.395	28.841	22.277	1'42.184	238,9	11:34'54.815
6	27.759	24.108	28.746	22.175	1'42.788	247,7	11:36'37.603
7	26.123	22.428	28.132	23.364	1'40.047	248,8	11:38'17.650
8	27.034	22.815	28.634	22.191	1'40.674	246,6	11:39'58.324
9	26.540	22.612	28.229	23.627	1'41.008	249,4	11:41'39.332
10	26.159	22.178	27.458	21.966	1'37.761	252,3	11:43'17.093
11	25.680	22.477	27.230	24.960	1'40.347	252,3	11:44'57.440
12	28.292	22.640	27.759	22.110	1'40.801	244,9	11:46'38.241
13	26.828	22.653	27.390	22.087	1'38.958	248,8	11:48'17.199
14	26.470	22.824	27.310	21.775	1'38.379	248,3	11:49'55.578

Race Time 23'43.695

136 W. COLACINO (1'46.678)							
Lap	Seg.1	Seg.2	Seg.3	Seg.4	Lap Time	km/h	Local Time
1		26.136	30.155	23.858	1'58.765	203,4	11:28'10.648
2	29.284	25.055	29.212	23.735	1'47.286	203,8	11:29'57.934
3	28.320	25.065	29.863	23.430	1'46.678	203,8	11:31'44.612
4	29.659	25.228	30.020	25.913	1'50.820	205,3	11:33'35.432

Race Time 7'23.549

66 A. FIEDLER (1'30.330)							
Lap	Seg.1	Seg.2	Seg.3	Seg.4	Lap Time	km/h	Local Time
1		22.959	25.221	21.195	1'42.085	252,3	11:27'53.968
2	25.447	21.887	25.467	21.563	1'34.364	252,3	11:29'28.332
3	24.935	21.762	25.405	20.900	1'33.002	252,3	11:31'01.334
4	24.322	21.136	25.434	20.530	1'31.422	248,8	11:32'32.756
5	24.148	23.301	25.405	20.985	1'33.839	248,3	11:34'06.595
6	24.356	21.531	26.587	20.801	1'33.275	245,5	11:35'39.870
7	24.327	21.038	24.716	20.625	1'30.706	255,3	11:37'10.576
8	24.553	21.466	25.171	21.331	1'32.521	254,7	11:38'43.097
9	24.549	21.491	26.589	21.384	1'34.013	209,7	11:40'17.110
10	25.091	21.724	25.255	21.226	1'33.296	252,3	11:41'50.406
11	24.733	21.901	25.036	21.085	1'32.755	256,5	11:43'23.161
12	25.879	21.354	25.913	22.531	1'35.677	237,4	11:44'58.838
13	25.751	21.150	25.000	20.678	1'32.579	254,7	11:46'31.417
14	24.017	21.076	24.928	20.309	1'30.330	254,7	11:48'01.747
15	24.263	21.070	24.750	20.748	1'30.831	255,9	11:49'32.578

Race Time 23'20.695

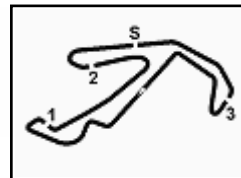
93 R. RUPPRECHTER (1'35.394)							
Lap	Seg.1	Seg.2	Seg.3	Seg.4	Lap Time	km/h	Local Time
1		23.763	26.797	22.553	1'45.475	253,5	11:27'57.358
2	26.175	22.553	26.587	22.447	1'37.762	255,3	11:29'35.120
3	26.346	22.074	26.413	22.271	1'37.104	253,5	11:31'12.224
4	25.614	21.914	26.061	21.879	1'35.468	257,1	11:32'47.692
5	25.339	22.187	26.292	22.769	1'36.587	254,7	11:34'24.279
6	26.735	22.568	26.949	26.483	1'42.735	252,3	11:36'07.014
7	27.219	23.603	28.757	22.813	1'42.392	251,2	11:37'49.406
8	28.312	22.419	28.132	23.434	1'42.297	250,0	11:39'31.703
9	25.419	21.841	26.073	22.061	1'35.394	254,7	11:41'07.097
10	25.441	22.658	26.382	23.619	1'38.100	257,1	11:42'45.197
11	25.303	22.207	26.267	22.828	1'36.605	252,3	11:44'21.802
12	28.327	22.826	26.680	22.371	1'40.204	251,2	11:46'02.006
13	25.491	23.170	26.758	22.490	1'37.909	247,1	11:47'39.915
14	26.851	22.767	27.837	23.115	1'40.570	223,6	11:49'20.485

Race Time 23'08.602

99 S. FLÖRSCH (1'22.958)							
Lap	Seg.1	Seg.2	Seg.3	Seg.4	Lap Time	km/h	Local Time
1		20.265	23.488	18.739	1'28.091	257,8	11:27'39.974
2	22.350	19.767	22.898	18.481	1'23.496	259,6	11:29'03.470
3	22.002	19.568	22.976	18.412	1'22.958	259,6	11:30'26.428
4	22.088	19.547	23.114	18.361	1'23.110	260,2	11:31'49.538
5	22.555	19.595	23.053	18.663	1'23.866	260,2	11:33'13.404
6	23.761	19.618	22.738	19.550	1'25.667	261,5	11:34'39.071
7	22.280	19.568	22.833	18.709	1'23.390	261,5	11:36'02.461
8	22.081	19.820	22.837	18.582	1'23.320	261,5	11:37'25.781
9	22.004	19.473	22.926	18.765	1'23.168	259,6	11:38'48.949
10	22.392	19.652	23.148	18.693	1'23.885	260,2	11:40'12.834
11	22.327	19.874	23.117	20.197	1'25.515	260,9	11:41'38.349
12	22.362	19.808	23.106	18.612	1'23.888	260,2	11:43'02.237
13	22.246	19.622	23.342	18.597	1'23.807	261,5	11:44'26.044
14	22.464	19.477	23.029	18.547	1'23.517	259,0	11:45'49.561
15	22.307	19.517	22.941	19.998	1'24.763	260,2	11:47'14.324
16	22.385	19.574	23.128	18.701	1'23.788	260,2	11:48'38.112

Race Time 22'26.229





Misano Circuit Sic 58 4.226 m

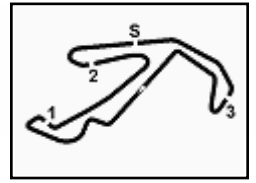
Aci Historic Racing Weekend, 24 -25 - 26 Ottobre 2025

Boss GP - Lap Chart Race 1

		Lap															
		1	2	3	4	5	6	7	8	9	10	11	12	13	14	15	16
1	99	99	99	99	99	99	99	99	99	99	99	99	99	99	99	99	99
2	32	32	32	32	32	32	32	32	32	32	32	32	32	32	32	32	32
3	27	27	27	27	11	11	11	11	11	11	11	11	11	11	11	11	11
4	11	11	11	11	27	27	27	27	27	27	27	27	44	44	44	44	44
5	44	44	44	44	44	44	44	44	44	44	44	44	27	27	27	27	27
6	17	17	17	17	17	17	17	17	17	17	17	17	17	17	17	17	17
7	66	66	66	66	66	66	66	66	66	66	66	66	66	66	66	66	66
8	93	93	93	93	93	93	93	93	93	93	93	93	93	93	93	93	93
9	30	30	30	30	30	30	30	30	30	30	30	30	30	30	30	30	30
10	136	56	56	56	56	56	56	56	56	56	56	56	56	56	56	56	56
11	56	136	136	136	55	55	55	55	55	55	55	55	55	55	55	55	55
12	55	55	55	55													

Final Result		
1	99 FLÖRSCH S.	Laps 16
2	32 COLOMBO S.	35.137
3	11 O'CONNELL P.	35.574
4	44 ZELTNER T.	1'21.354
5	27 GHIOTTO M.	1'31.273
6	17 GLASER S.	1 Lap
7	66 FIEDLER A.	1 Lap
8	93 RUPPRECHTER R.	2 Laps
9	30 JORDAN W.	2 Laps
10	56 MINELLI M.	2 Laps
11	55 ZECH E.	4 Laps
12	136 COLACINO W.	12 Laps
13	15 HASLER A.	





Misano Circuit Sic 58 4.226 m

Aci Historic Racing Weekend, 24 -25 - 26 Ottobre 2025

Boss GP - Results by Class Race 1

Boss GP FORMULA

Laps 16 = 67,616 km - Avg 176,159 km/h - Race Time 23'01.803

No.	Driver	Nat	Entrant	Team	Car	Laps	Time	Gap	Rel.	Fastest Lap
1	11 O'CONNELL Paul	IRL	HS Engineering	HS Engineering	Dallara World Series V8	16	23'01.803		6	1'24.559
2	17 GLASER Stephan	SUI	Scuderia Palladio	Scuderia Palladio	Dallara GP2/11	15	23'20.189	1 Lap	1 Lap	5 1'30.727
3	66 FIEDLER Andreas	GER	Fiedler Racing	Fiedler Racing	Dallara GP2/08	15	23'20.695	1 Lap	0.506	14 1'30.330
4	93 RUPPRECHTER Roland	AUT	R&B Research and Wealth	R&B Research and Wealth Man	Dallara GP2/05	14	23'08.602	2 Laps	1 Lap	9 1'35.394
5	30 JORDAN Wolfgang	GER	H&A Racing	H&A Racing	Dallara GP2/05	14	23'16.703	2 Laps	8.101	14 1'37.303
6	56 MINELLI Marco	ITA	Minelli Marco	AM Sport System	Dallara World Series V8	14	23'43.695	2 Laps	26.992	10 1'37.761
7	55 ZECH Erich	GER	Team Top Speed	Team Top Speed	Dallara GP2/11	12	22'55.714	4 Laps	2 Laps	10 1'49.644
8	15 HASLER Andreas	AUT	Hasler Motorsport	Hasler Motorsport	Dallara World Series V8	0				

Starting: 8 Classified: 8 Not Classified: 0 Retired: 0 Not Started: 0
 Fastest Lap N. 6 No. 11 Paul O'Connell Time 1'24.559 Avg. 179,917 Km/h

Boss GP Formula Pro

Laps 16 = 67,616 km - Avg 180,814 km/h - Race Time 22'26.229

No.	Driver	Nat	Entrant	Team	Car	Laps	Time	Gap	Rel.	Fastest Lap
1	99 FLÖRSCH Sophia	GER	R&B Research and Wealth	R&B Research and Wealth Man	Dallara GP2/11	16	22'26.229		3	1'22.958
2	32 COLOMBO Simone	ITA	MM International Motorsport	MM International Motorsport	Dallara GP2/11	16	23'01.366	35.137	35.137	2 1'24.236
3	44 ZELTNER Thomas	SUI	Scuderia Palladio	Scuderia Palladio	Dallara GP2/11	16	23'47.583	1'21.354	46.217	15 1'26.038
4	27 GHOTTO Marco	ITA	Scuderia Palladio	Scuderia Palladio	Dallara GP2/11	16	23'57.502	1'31.273	9.919	4 1'26.081

Starting: 4 Classified: 4 Not Classified: 0 Retired: 0 Not Started: 0
 Fastest Lap N. 3 No. 99 Sophia Flörsch Time 1'22.958 Avg. 183,389 Km/h

Boss GP SUPERLIGHTS

Laps 4 = 16,904 km - Avg 137,199 km/h - Race Time 7'23.549

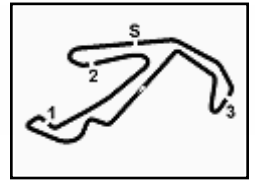
No.	Driver	Nat	Entrant	Team	Car	Laps	Time	Gap	Rel.	Fastest Lap
1	136 COLACINO Walter	ITA	Walter Colacino Racing	Walter Colacino Racing	Lola F3000 T96 50	4	7'23.549		3	1'46.678

Starting: 1 Classified: 1 Not Classified: 0 Retired: 0 Not Started: 0
 Fastest Lap N. 3 No. 136 Walter Colacino Time 1'46.678 Avg. 142,612 Km/h

Stewards :

25/10/2025 Start 11:26 End 11:50



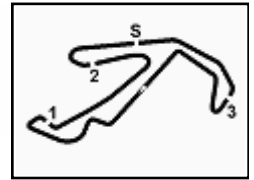


Misano Circuit Sic 58 4.226 m

Acì Historic Racing Weekend, 24 -25 - 26 Ottobre 2025
Boss GP - Starting Grid Race 1 (Duration: 22')

7	136	COLACINO W. Walter Colacino Racing	la F3000 T96 50		
6	66	FIEDLER A. Fiedler Racing	Dallara GP2/08	30	JORDAN W. H&A Racing
5	93	RUPPRECHTER R. R&B Research and Wealth Mana	Dallara GP2/05	55	ZECH E. Team Top Speed
4	17	GLASER S. Scuderia Palladio	Dallara GP2/11	15	HASLER A. Hasler Motorsport
3	44	ZELTNER T. Scuderia Palladio	Dallara GP2/11	56	MINELLI M. AM Sport System
2	11	O'CONNELL P. HS Engineering	ara World Series	27	GHIOTTO M. Scuderia Palladio
1	99	FLÖRSCH S. R&B Research and Wealth Mana	Dallara GP2/11	32	COLOMBO S. MM International Motorsport





Aci Historic Racing Weekend, 24 -25 - 26 Ottobre 2025

Boss GP - Analysis Race 1

Misano Circuit Sic 58.4.226m

Start at 11:26'11.883

1 / 2

11 P. O'CONNELL (1'24.559)							
Lap	Seg.1	Seg.2	Seg.3	Seg.4	Lap Time	km/h	Local Time
1		20.842	24.207	19.678	1'33.341	250,0	11:27'45.224
2	23.186	19.912	23.421	19.254	1'25.773	254,7	11:29'10.997
3	23.608	20.144	23.725	19.320	1'26.797	253,5	11:30'37.794
4	23.420	19.838	23.579	19.352	1'26.189	255,9	11:32'03.983
5	23.591	19.908	23.723	19.659	1'26.881	252,3	11:33'30.864
6	22.405	19.754	23.347	19.053	1'24.559	253,5	11:34'55.423
7	23.958	19.833	23.241	18.867	1'25.899	254,7	11:36'21.322
8	23.773	20.123	23.305	19.875	1'27.076	252,3	11:37'48.398
9	23.271	20.176	23.566	19.116	1'26.129	252,9	11:39'14.527
10	22.733	19.996	23.483	19.125	1'25.337	252,3	11:40'39.864
11	22.691	19.803	23.209	19.174	1'24.877	253,5	11:42'04.741
12	22.593	19.969	23.468	19.330	1'25.360	255,3	11:43'30.101
13	22.947	20.047	23.703	20.358	1'27.055	253,5	11:44'57.156
14	23.299	20.190	23.403	19.199	1'25.971	253,5	11:46'23.127
15	22.648	19.964	23.345	19.166	1'25.123	253,5	11:47'48.250
16	22.743	19.892	23.335	19.466	1'25.436	254,7	11:49'13.686
Race Time 23'01.803							

6	26.028	22.494	28.298	22.335	1'39.155	252,3	11:36'19.724
7	26.665	22.424	28.848	21.942	1'39.879	252,3	11:37'59.603
8	26.074	22.212	28.611	21.930	1'38.827	248,8	11:39'38.430
9	25.546	22.149	29.000	22.165	1'38.860	249,4	11:41'17.290
10	25.667	22.261	28.538	21.697	1'38.163	247,1	11:42'55.453
11	25.415	22.195	29.167	22.287	1'39.064	239,5	11:44'34.517
12	25.822	21.934	28.125	21.650	1'37.531	248,3	11:46'12.048
13	25.886	21.972	27.977	23.400	1'39.235	249,4	11:47'51.283
14	25.767	22.038	27.513	21.985	1'37.303	248,8	11:49'28.586
Race Time 23'16.703							

15 A. HASLER							
Lap	Seg.1	Seg.2	Seg.3	Seg.4	Lap Time	km/h	Local Time
1		24.591	38.672			152,1	11:29'23.930
Race Time 7.:38'.1.7							

32 S. COLOMBO (1'24.236)							
Lap	Seg.1	Seg.2	Seg.3	Seg.4	Lap Time	km/h	Local Time
1		20.684	23.282	18.919	1'29.773	257,1	11:27'41.656
2	22.473	19.862	23.034	18.867	1'24.236	258,4	11:29'05.892
3	22.436	19.985	23.150	19.019	1'24.590	259,0	11:30'30.482
4	22.407	20.043	24.292	19.256	1'25.998	255,9	11:31'56.480
5	22.647	20.080	23.496	19.305	1'25.528	258,4	11:33'22.008
6	22.877	20.038	23.579	19.125	1'25.619	259,0	11:34'47.627
7	22.747	20.212	24.759	19.258	1'26.976	260,2	11:36'14.603
8	23.106	20.481	24.263	19.752	1'27.602	258,4	11:37'42.205
9	23.155	20.298	23.609	19.177	1'26.239	257,1	11:39'08.444
10	22.683	20.214	23.540	19.229	1'25.666	258,4	11:40'34.110
11	22.820	20.294	23.324	19.265	1'25.703	259,6	11:41'59.813
12	22.987	20.310	24.856	19.641	1'27.794	258,4	11:43'27.607
13	23.166	20.320	23.887	20.352	1'27.725	257,1	11:44'55.332
14	23.025	20.384	23.322	19.248	1'25.979	257,8	11:46'21.311
15	23.081	20.175	23.632	19.377	1'26.265	259,0	11:47'47.576
16	22.779	20.172	23.420	19.302	1'25.673	259,0	11:49'13.249
Race Time 23'01.366							

17 S. GLASER (1'30.727)							
Lap	Seg.1	Seg.2	Seg.3	Seg.4	Lap Time	km/h	Local Time
1		22.207	26.200	21.504	1'41.248	254,7	11:27'53.131
2	25.470	21.053	25.208	20.885	1'32.616	255,9	11:29'25.747
3	25.613	21.273	25.305	21.089	1'33.280	256,5	11:30'59.027
4	25.335	21.051	24.781	20.583	1'31.750	260,2	11:32'30.777
5	24.436	20.647	24.705	20.939	1'30.727	258,4	11:34'01.504
6	25.023	21.225	25.279	20.702	1'32.229	259,0	11:35'33.733
7	24.995	20.879	24.960	20.651	1'31.485	256,5	11:37'05.218
8	24.917	20.907	25.231	20.790	1'31.845	255,9	11:38'37.063
9	24.977	21.864	25.026	20.612	1'32.479	259,0	11:40'09.542
10	24.862	21.875	25.689	21.296	1'33.722	255,9	11:41'43.264
11	26.041	21.724	25.846	22.241	1'35.852	259,0	11:43'19.116
12	25.816	21.277	26.873	22.163	1'36.129	255,3	11:44'55.245
13	27.174	21.432	25.189	20.659	1'34.454	257,8	11:46'29.699
14	24.468	21.065	24.784	20.613	1'30.930	259,6	11:48'00.629
15	24.784	20.826	25.011	20.822	1'31.443	256,5	11:49'32.672
Race Time 23'20.189							

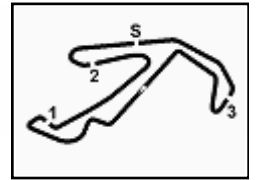
44 T. ZELTNER (1'26.038)							
Lap	Seg.1	Seg.2	Seg.3	Seg.4	Lap Time	km/h	Local Time
1		22.466	24.549	20.699	1'38.051	253,5	11:27'49.934
2	24.080	20.996	24.701	20.280	1'30.057	254,1	11:29'19.991
3	24.134	20.552	24.354	20.165	1'29.205	253,5	11:30'49.196
4	23.837	20.547	23.991	19.960	1'28.335	254,7	11:32'17.531
5	23.780	20.443	26.214	20.055	1'30.492	254,7	11:33'48.023
6	23.991	20.543	23.972	19.716	1'28.222	254,7	11:35'16.245
7	23.767	20.549	23.724	19.861	1'27.901	258,4	11:36'44.146
8	23.746	20.561	26.083	20.341	1'30.731	256,5	11:38'14.877
9	23.866	20.386	23.648	20.763	1'28.663	255,3	11:39'43.540
10	23.705	20.502	26.079	19.892	1'30.178	257,1	11:41'13.718
11	23.595	20.458	24.470	20.191	1'28.714	254,7	11:42'42.432
12	23.760	20.411	24.466	19.623	1'28.260	254,7	11:44'10.692
13	23.541	20.849	23.831	19.612	1'27.833	255,3	11:45'38.525
14	23.136	20.321	25.005	19.712	1'28.174	255,9	11:47'06.699
15	23.279	20.218	23.462	19.079	1'26.038	255,3	11:48'32.737
16	22.892	20.298	23.727	19.812	1'26.729	257,1	11:49'59.466
Race Time 23'47.583							

27 M. GHIOTTO (1'26.081)							
Lap	Seg.1	Seg.2	Seg.3	Seg.4	Lap Time	km/h	Local Time
1		20.902	24.136	19.443	1'32.568	255,9	11:27'44.451
2	23.188	20.132	23.567	19.409	1'26.296	257,1	11:29'10.747
3	23.445	20.367	23.671	19.322	1'26.805	256,5	11:30'37.552
4	23.208	20.032	23.525	19.316	1'26.081	257,8	11:32'03.633
5	23.580	19.979	24.924	19.947	1'28.430	247,7	11:33'32.063
6	23.456	20.017	23.699	19.699	1'26.871	260,2	11:34'58.934
7	23.949	20.869	23.707	19.583	1'28.108	260,2	11:36'27.042
8	23.940	20.446	25.554	20.126	1'30.066	258,4	11:37'57.108
9	24.010	20.642	26.062	20.529	1'31.243	259,6	11:39'28.351
10	23.856	20.479	23.972	19.816	1'28.123	257,1	11:40'56.474
11	24.519	22.318	27.994	22.139	1'36.970	212,2	11:42'33.444
12	27.431	25.021	26.629	20.786	1'39.867	251,2	11:44'13.311
13	24.358	20.604	24.042	20.083	1'29.087	257,8	11:45'42.398
14	23.727	20.214	23.900	19.818	1'27.659	259,0	11:47'10.057
15	23.142	20.349	23.591	19.477	1'26.559	258,4	11:48'36.616
16	25.496	22.021	24.623	20.629	1'32.769	256,5	11:50'09.385
Race Time 23'57.502							

55 E. ZECH (1'49.644)							
Lap	Seg.1	Seg.2	Seg.3	Seg.4	Lap Time	km/h	Local Time
1		25.828	32.860	25.744	2'04.807	202,2	11:28'16.690
2	31.498	25.663	31.310	25.016	1'53.487	235,8	11:30'10.177
3	29.859	25.372	32.344	25.631	1'53.206	225,0	11:32'03.383
4	30.178	24.430	31.684	25.532	1'51.824	239,5	11:33'55.207
5	29.987	26.564	32.093	25.555	1'54.199	233,8	11:35'49.406
6	30.735	29.971	31.824	26.392	1'58.922	229,3	11:37'48.328
7	31.540	26.761	33.057	27.379	1'58.737	233,8	11:39'47.065
8	30.233	25.182	30.884	27.010	1'53.309	235,8	11:41'40.374
9	31.068	25.848	30.841	26.682	1'54.439	240,5	11:43'34.813
10	30.583	24.650	29.307	25.104	1'49.644	244,9	11:45'24.457
11	29.352	24.654	30.098	27.396	1'51.500	244,9	11:47'15.957
12	28.920	26.000	31.173	25.547	1'51.640	237,4	11:49'07.597
Race Time 22'55.714							

30 W. JORDAN (1'37.303)							
Lap	Seg.1	Seg.2	Seg.3	Seg.4	Lap Time	km/h	Local Time
1		23.116	28.367	22.477	1'50.814	248,8	11:28'02.697
2	27.226	22.176	28.752	22.382	1'40.536	252,3	11:29'43.233
3	26.970	22.428	27.847	22.125	1'39.370	252,3	11:31'22.603
4	26.132	22.394	28.131	22.244	1'38.901	250,0	11:33'01.504
5	25.896	22.358	27.591	23.220	1'39.065	250,0	11:34'40.569

56 M. MINELLI (1'37.761)							
Lap	Seg.1	Seg.2	Seg.3	Seg.4	Lap Time	km/h	Local Time
1		37.329	30.805	22.034	1'59.653	203,0	11:28'11.536
2	27.625	22.788					



Aci Historic Racing Weekend, 24 -25 - 26 Ottobre 2025

Boss GP - Analysis Race 1

Misano Circuit Sic 58 4.226 m

2 / 2

Start at 11:26'11.883

3	26.712	22.765	28.118	21.939	1'39.534	248,3	11:31'31.396
4	26.080	23.543	29.091	22.521	1'41.235	247,1	11:33'12.631
5	27.671	23.395	28.841	22.277	1'42.184	238,9	11:34'54.815
6	27.759	24.108	28.746	22.175	1'42.788	247,7	11:36'37.603
7	26.123	22.428	28.132	23.364	1'40.047	248,8	11:38'17.650
8	27.034	22.815	28.634	22.191	1'40.674	246,6	11:39'58.324
9	26.540	22.612	28.229	23.627	1'41.008	249,4	11:41'39.332
10	26.159	22.178	27.458	21.966	1'37.761	252,3	11:43'17.093
11	25.680	22.477	27.230	24.960	1'40.347	252,3	11:44'57.440
12	28.292	22.640	27.759	22.110	1'40.801	244,9	11:46'38.241
13	26.828	22.653	27.390	22.087	1'38.958	248,8	11:48'17.199
14	26.470	22.824	27.310	21.775	1'38.379	248,3	11:49'55.578

Race Time 23'43.695

136 W. COLACINO (1'46.678)							
Lap	Seg.1	Seg.2	Seg.3	Seg.4	Lap Time	km/h	Local Time
1		26.136	30.155	23.858	1'58.765	203,4	11:28'10.648
2	29.284	25.055	29.212	23.735	1'47.286	203,8	11:29'57.934
3	28.320	25.065	29.863	23.430	1'46.678	203,8	11:31'44.612
4	29.659	25.228	30.020	25.913	1'50.820	205,3	11:33'35.432

Race Time 7'23.549

66 A. FIEDLER (1'30.330)							
Lap	Seg.1	Seg.2	Seg.3	Seg.4	Lap Time	km/h	Local Time
1		22.959	25.221	21.195	1'42.085	252,3	11:27'53.968
2	25.447	21.887	25.467	21.563	1'34.364	252,3	11:29'28.332
3	24.935	21.762	25.405	20.900	1'33.002	252,3	11:31'01.334
4	24.322	21.136	25.434	20.530	1'31.422	248,8	11:32'32.756
5	24.148	23.301	25.405	20.985	1'33.839	248,3	11:34'06.595
6	24.356	21.531	26.587	20.801	1'33.275	245,5	11:35'39.870
7	24.327	21.038	24.716	20.625	1'30.706	255,3	11:37'10.576
8	24.553	21.466	25.171	21.331	1'32.521	254,7	11:38'43.097
9	24.549	21.491	26.589	21.384	1'34.013	209,7	11:40'17.110
10	25.091	21.724	25.255	21.226	1'33.296	252,3	11:41'50.406
11	24.733	21.901	25.036	21.085	1'32.755	256,5	11:43'23.161
12	25.879	21.354	25.913	22.531	1'35.677	237,4	11:44'58.838
13	25.751	21.150	25.000	20.678	1'32.579	254,7	11:46'31.417
14	24.017	21.076	24.928	20.309	1'30.330	254,7	11:48'01.747
15	24.263	21.070	24.750	20.748	1'30.831	255,9	11:49'32.578

Race Time 23'20.695

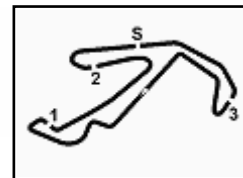
93 R. RUPPRECHTER (1'35.394)							
Lap	Seg.1	Seg.2	Seg.3	Seg.4	Lap Time	km/h	Local Time
1		23.763	26.797	22.553	1'45.475	253,5	11:27'57.358
2	26.175	22.553	26.587	22.447	1'37.762	255,3	11:29'35.120
3	26.346	22.074	26.413	22.271	1'37.104	253,5	11:31'12.224
4	25.614	21.914	26.061	21.879	1'35.468	257,1	11:32'47.692
5	25.339	22.187	26.292	22.769	1'36.587	254,7	11:34'24.279
6	26.735	22.568	26.949	26.483	1'42.735	252,3	11:36'07.014
7	27.219	23.603	28.757	22.813	1'42.392	251,2	11:37'49.406
8	28.312	22.419	28.132	23.434	1'42.297	250,0	11:39'31.703
9	25.419	21.841	26.073	22.061	1'35.394	254,7	11:41'07.097
10	25.441	22.658	26.382	23.619	1'38.100	257,1	11:42'45.197
11	25.303	22.207	26.267	22.828	1'36.605	252,3	11:44'21.802
12	28.327	22.826	26.680	22.371	1'40.204	251,2	11:46'02.006
13	25.491	23.170	26.758	22.490	1'37.909	247,1	11:47'39.915
14	26.851	22.767	27.837	23.115	1'40.570	223,6	11:49'20.485

Race Time 23'08.602

99 S. FLÖRSCH (1'22.958)							
Lap	Seg.1	Seg.2	Seg.3	Seg.4	Lap Time	km/h	Local Time
1		20.265	23.488	18.739	1'28.091	257,8	11:27'39.974
2	22.350	19.767	22.898	18.481	1'23.496	259,6	11:29'03.470
3	22.002	19.568	22.976	18.412	1'22.958	259,6	11:30'26.428
4	22.088	19.547	23.114	18.361	1'23.110	260,2	11:31'49.538
5	22.555	19.595	23.053	18.663	1'23.866	260,2	11:33'13.404
6	23.761	19.618	22.738	19.550	1'25.667	261,5	11:34'39.071
7	22.280	19.568	22.833	18.709	1'23.390	261,5	11:36'02.461
8	22.081	19.820	22.837	18.582	1'23.320	261,5	11:37'25.781
9	22.004	19.473	22.926	18.765	1'23.168	259,6	11:38'48.949
10	22.392	19.652	23.148	18.693	1'23.885	260,2	11:40'12.834
11	22.327	19.874	23.117	20.197	1'25.515	260,9	11:41'38.349
12	22.362	19.808	23.106	18.612	1'23.888	260,2	11:43'02.237
13	22.246	19.622	23.342	18.597	1'23.807	261,5	11:44'26.044
14	22.464	19.477	23.029	18.547	1'23.517	259,0	11:45'49.561
15	22.307	19.517	22.941	19.998	1'24.763	260,2	11:47'14.324
16	22.385	19.574	23.128	18.701	1'23.788	260,2	11:48'38.112

Race Time 22'26.229





Acì Historic Racing Weekend, 24 -25 - 26 Ottobre 2025

Boss GP - Sector and Speeds Race 1

Misano Circuit Sic 58 4.226 m

RESULTS

1	99 FLÖRSCH Sophia	Dallara GP2/11	Laps 16
2	32 COLOMBO Simone	Dallara GP2/11	35.137
3	11 O'CONNELL Paul	Dallara World Series V8	35.574
4	44 ZELTNER Thomas	Dallara GP2/11	1'21.354
5	27 GHOTTO Marco	Dallara GP2/11	1'31.273
6	17 GLASER Stephan	Dallara GP2/11	1 Lap
7	66 FIEDLER Andreas	Dallara GP2/08	1 Lap
8	93 RUPPRECHTER Roland	Dallara GP2/05	2 Laps
9	30 JORDAN Wolfgang	Dallara GP2/05	2 Laps
10	56 MINELLI Marco	Dallara World Series V8	2 Laps
11	55 ZECH Erich	Dallara GP2/11	4 Laps
12	136 COLACINO Walter	Lola F3000 T96 50	12 Laps
13	15 HASLER Andreas	Dallara World Series V8	

SPEED

1	99 FLÖRSCH Sophia	Dallara GP2/11	261,5
2	32 COLOMBO Simone	Dallara GP2/11	260,2
3	27 GHOTTO Marco	Dallara GP2/11	260,2
4	17 GLASER Stephan	Dallara GP2/11	260,2
5	44 ZELTNER Thomas	Dallara GP2/11	258,4
6	93 RUPPRECHTER Roland	Dallara GP2/05	257,1
7	66 FIEDLER Andreas	Dallara GP2/08	256,5
8	11 O'CONNELL Paul	Dallara World Series V8	255,9
9	56 MINELLI Marco	Dallara World Series V8	252,3
10	30 JORDAN Wolfgang	Dallara GP2/05	252,3
11	55 ZECH Erich	Dallara GP2/11	244,9
12	136 COLACINO Walter	Lola F3000 T96 50	205,3
13	15 HASLER Andreas	Dallara World Series V8	152,1

SEG. 1

1	99 FLÖRSCH Sophia	22.002
2	11 O'CONNELL Paul	22.405
3	32 COLOMBO Simone	22.407
4	44 ZELTNER Thomas	22.892
5	27 GHOTTO Marco	23.142
6	66 FIEDLER Andreas	24.017
7	17 GLASER Stephan	24.436
8	93 RUPPRECHTER Roland	25.303
9	30 JORDAN Wolfgang	25.415
10	56 MINELLI Marco	25.680
11	136 COLACINO Walter	28.320
12	55 ZECH Erich	28.920

SEG. 2

1	99 FLÖRSCH Sophia	19.473
2	11 O'CONNELL Paul	19.754
3	32 COLOMBO Simone	19.862
4	27 GHOTTO Marco	19.979
5	44 ZELTNER Thomas	20.218
6	17 GLASER Stephan	20.647
7	66 FIEDLER Andreas	21.038
8	93 RUPPRECHTER Roland	21.841
9	30 JORDAN Wolfgang	21.934
10	56 MINELLI Marco	22.178
11	55 ZECH Erich	24.430
12	15 HASLER Andreas	24.591
13	136 COLACINO Walter	25.055

SEG. 3

1	99 FLÖRSCH Sophia	22.738
2	32 COLOMBO Simone	23.034
3	11 O'CONNELL Paul	23.209
4	44 ZELTNER Thomas	23.462
5	27 GHOTTO Marco	23.525
6	17 GLASER Stephan	24.705
7	66 FIEDLER Andreas	24.716
8	93 RUPPRECHTER Roland	26.061
9	56 MINELLI Marco	27.230
10	30 JORDAN Wolfgang	27.513
11	136 COLACINO Walter	29.212
12	55 ZECH Erich	29.307
13	15 HASLER Andreas	38.672

SEG. 4

1	99 FLÖRSCH Sophia	18.361
2	32 COLOMBO Simone	18.867
3	11 O'CONNELL Paul	18.867
4	44 ZELTNER Thomas	19.079
5	27 GHOTTO Marco	19.316
6	66 FIEDLER Andreas	20.309
7	17 GLASER Stephan	20.583
8	30 JORDAN Wolfgang	21.650
9	56 MINELLI Marco	21.775
10	93 RUPPRECHTER Roland	21.879
11	136 COLACINO Walter	23.430
12	55 ZECH Erich	25.016

