

## Boss GP

### Mugello Racing Weekend

#### Race 1 (22 Minutes)

### Provisional Classification

No	Driver	Nat	Team	Car	Cl.	Laps	Total Time	Gap	Kph	Best Lap		
										Lap	Time	Kph
1	1 Ingo GERSTL	AUT	Team Top Speed	Toro Rosso F1 - STR1	F1	13	<b>22:29.314</b>	-	181.9	2	<b>1:35.229</b>	198.3
2	32 Simone COLOMBO	ITA	MM International Motorsport	Dallara GP2/11	FORMULA PRO	13	<b>22:30.687</b>	+1.373	181.7	2	<b>1:36.376</b>	195.9
3	74 Massimiliano CUCCARESE	ITA	MM International Motorsport	Dallara GP2/11	FORMULA PRO	13	<b>22:31.749</b>	+2.435	181.6	2	<b>1:36.948</b>	194.8
4	27 Marco GHIOTTO	ITA	Scuderia Palladio	Dallara GP2/11	FORMULA PRO	13	<b>22:34.060</b>	+4.746	181.3	3	<b>1:38.158</b>	192.4
5	77 Vladimir NETUSIL	CZE	MM International Motorsport	Dallara GP2/11	FORMULA PRO	13	<b>22:35.732</b>	+6.418	181.1	3	<b>1:39.353</b>	190.0
6	44 Thomas ZELTNER	CHE	Scuderia Palladio	Dallara GP2/11	FORMULA PRO	13	<b>22:36.401</b>	+7.087	181.0	4	<b>1:37.337</b>	194.0
7	96 Stephan MILLER	DEU		Dallara GP2/11	FORMULA	12	<b>23:31.700</b>	1 Lap	160.5	5	<b>1:50.919</b>	170.2
8	118 Henry CLAUSNITZER	DEU	WF Racing	Tatuus Formula Renault V6	SUPER LIGHTS	11	<b>24:08.223</b>	2 Laps	143.4	10	<b>2:08.054</b>	147.5
9	55 Erich ZECH	DEU	Team Top Speed	Dallara GP2/11	FORMULA	11	<b>24:15.733</b>	2 Laps	142.7	3	<b>1:57.015</b>	161.4
10	17 Stephan GLASER	CHE	Scuderia Palladio	Dallara GP2/11	FORMULA	8	<b>14:23.031</b>	5 Laps	175.0	3	<b>1:45.281</b>	179.3
11	5 Siegfried STIEGER	AUT		Dallara GP2/11	FORMULA	1	<b>2:20.683</b>	12 Laps	134.2			

#### Not classified

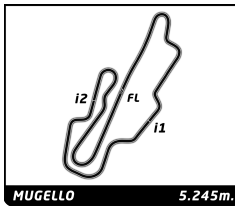
56	Marco MINELLI	ITA	AM Sport System	Dallara World Series V8 T12	FORMULA							
----	---------------	-----	-----------------	-----------------------------	---------	--	--	--	--	--	--	--

<b>Pole Position:</b>	Ingo GERSTL	<b>1:28.877</b>	212.5 Kph
<b>Fastest Lap:</b>	Lap2 Ingo GERSTL	<b>1:35.229</b>	198.3 Kph

Published at: .....

Track Status: **DRY**

<b>Race Director:</b> Antonio CANU	<b>Timekeeper:</b> Alessandro GONI
---------------------------------------	---------------------------------------



## Boss GP

### Mugello Racing Weekend

#### Race 1 (22 Minutes)

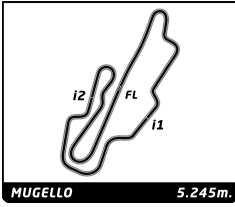
#### Provisional Classification by Class

No	Driver	Nat	Team	Car	Laps	Total Time	Gap	Kph	Best Lap		
									Lap	Time	Kph
<b>F1</b>											
1	1 Ingo GERSTL	AUT	Team Top Speed	Toro Rosso F1 - STR1	13	22:29.314		181.9	2	1:35.229	198.3
<b>FORMULA</b>											
1	96 Stephan MILLER	DEU		Dallara GP2/11	12	23:31.700		160.5	5	1:50.919	170.2
2	55 Erich ZECH	DEU	Team Top Speed	Dallara GP2/11	11	24:15.733	1 Lap	142.7	3	1:57.015	161.4
3	17 Stephan GLASER	CHE	Scuderia Palladio	Dallara GP2/11	8	14:23.031	4 Laps	175.0	3	1:45.281	179.3
4	5 Siegfried STIEGER	AUT		Dallara GP2/11	1	2:20.683	11 Laps	134.2			
<b>Not classified</b>											
56	Marco MINELLI	ITA	AM Sport System	Dallara World Series V8 T12					12 Laps		
<b>FORMULA PRO</b>											
1	32 Simone COLOMBO	ITA	MM International Motorsport	Dallara GP2/11	13	22:30.687		181.7	2	1:36.376	195.9
2	74 Massimiliano CUCCARESE	ITA	MM International Motorsport	Dallara GP2/11	13	22:31.749	+1.062	181.6	2	1:36.948	194.8
3	27 Marco GHIOTTO	ITA	Scuderia Palladio	Dallara GP2/11	13	22:34.060	+3.373	181.3	3	1:38.158	192.4
4	77 Vladimir NETUSIL	CZE	MM International Motorsport	Dallara GP2/11	13	22:35.732	+5.045	181.1	3	1:39.353	190.0
5	44 Thomas ZELTNER	CHE	Scuderia Palladio	Dallara GP2/11	13	22:36.401	+5.714	181.0	4	1:37.337	194.0
<b>SUPER LIGHTS</b>											
1	118 Henry CLAUSNITZER	DEU	WF Racing	Tatus Formula Renault V6	11	24:08.223		143.4	10	2:08.054	147.5

Published at: .....

Track Status: **DRY**

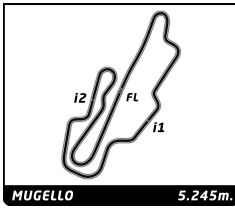
<b>Race Director:</b> Antonio CANU	<b>Timekeeper:</b> Alessandro GONI
---------------------------------------	---------------------------------------



**Boss GP**  
Mugello Racing Weekend  
Race 1

Lap Chart

No	Pos	Grid	Lap												
			1	2	3	4	5	6	7	8	9	10	11	12	13
1	1	1	1	1	1	1	1	1	1	1	1	1	1	1	1
74	2	74	32	32	32	32	32	32	32	32	32	32	32	32	32
32	3	32	74	74	74	74	74	74	74	74	74	74	74	74	74
27	4	27	77	27	27	27	27	27	27	27	27	27	27	27	27
44	5	44	27	77	77	44	44	44	44	44	44	44	44	77	77
77	6	77	44	44	44	77	77	77	77	77	77	77	77	44	44
56	7	56	17	17	17	17	17	17	17	17	96	96	96	96	
17	8	17	96	96	96	96	96	96	96	96	118	118	118		
55	9	55	55	55	55	55	55	55	55	118	55	55	55		
5	10	5	5	118	118	118	118	118	118	55					
96	11	96	118												
118	12	118													



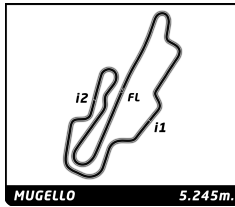
## Boss GP

### Mugello Racing Weekend

#### Race 1

#### Best Sector Times

Sector 1			Sector 2			Sector 3			Ideal Lap	Best Lap					
Pos	No	Driver	Time	No	Driver	Time	No	Driver				Time			
1	1	I.GERSTL	32.951	1	I.GERSTL	28.939	1	I.GERSTL	32.759	1	1	I.GERSTL	1:34.649	1:35.229	(1)
2	74	M.CUCCARESE	33.665	32	S.COLOMBO	28.968	74	M.CUCCARESE	33.628	2	32	S.COLOMBO	1:36.337	1:36.376	(2)
3	32	S.COLOMBO	33.667	44	T.ZELTNER	29.063	32	S.COLOMBO	33.702	3	74	M.CUCCARESE	1:36.822	1:36.948	(3)
4	27	M.GHIOTTO	34.039	74	M.CUCCARESE	29.529	27	M.GHIOTTO	34.090	4	44	T.ZELTNER	1:37.309	1:37.337	(4)
5	44	T.ZELTNER	34.060	27	M.GHIOTTO	29.670	44	T.ZELTNER	34.186	5	27	M.GHIOTTO	1:37.799	1:38.158	(5)
6	77	V.NETUSIL	34.503	77	V.NETUSIL	29.861	77	V.NETUSIL	34.655	6	77	V.NETUSIL	1:39.019	1:39.353	(6)
7	17	S.GLASER	36.198	17	S.GLASER	32.824	17	S.GLASER	36.108	7	17	S.GLASER	1:45.130	1:45.281	(7)
8	96	S.MILLER	37.034	96	S.MILLER	34.799	96	S.MILLER	38.385	8	96	S.MILLER	1:50.218	1:50.919	(8)
9	55	E.ZECH	38.768	55	E.ZECH	36.600	55	E.ZECH	40.030	9	55	E.ZECH	1:55.398	1:57.015	(9)
10	5	S.STIEGER	39.718	5	S.STIEGER	39.702	118	H.CLAUSNITZER	44.285	10	5	S.STIEGER	2:03.965		
11	118	H.CLAUSNITZER	43.199	118	H.CLAUSNITZER	40.301	5	S.STIEGER	44.545	11	118	H.CLAUSNITZER	2:07.785	2:08.054	(10)



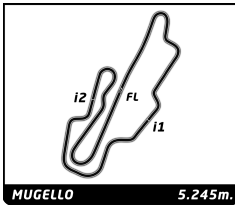
## Boss GP

### Mugello Racing Weekend

#### Race 1

#### Best Top Speed

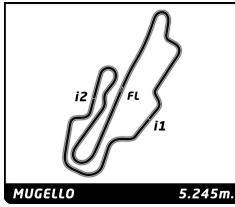
No Driver	Team	Class	Top 1		Top 2		Top 3		Top 4		Top 5		Avg
			Kph	Lap	Kph	Lap	Kph	Lap	Kph	Lap	Kph	Lap	
1 Ingo GERSTL	Team Top Speed	F1	<b>306.3</b>	13	306.3	2	305.4	3	304.5	9	303.7	12	305,2
96 Stephan MILLER		FORMULA	<b>287.6</b>	8	283.9	9	283.1	12	282.4	4	281.7	11	283,7
44 Thomas ZELTNER	Scuderia Palladio	FORMULA PR	<b>286.1</b>	4	284.6	13	284.6	9	283.9	8	283.9	3	284,6
74 Massimiliano CUCCARESE	MM International Motorsport	FORMULA PR	<b>286.1</b>	12	285.4	13	284.6	7	283.9	6	283.9	2	284,8
27 Marco GHIOTTO	Scuderia Palladio	FORMULA PR	<b>284.6</b>	12	283.1	2	282.4	13	281.7	10	281.7	9	282,7
77 Vladimir NETUSIL	MM International Motorsport	FORMULA PR	<b>283.9</b>	13	282.4	12	280.2	9	279.5	8	278.8	10	281,0
32 Simone COLOMBO	MM International Motorsport	FORMULA PR	<b>280.2</b>	13	280.2	10	280.2	8	279.5	6	278.8	9	279,8
17 Stephan GLASER	Scuderia Palladio	FORMULA	<b>278.8</b>	8	278.1	6	275.9	7	275.2	4	274.5	5	276,5
55 Erich ZECH	Team Top Speed	FORMULA	<b>271.8</b>	8	269.8	6	269.1	10	265.8	4	264.5	3	268,2
118 Henry CLAUSNITZER	WF Racing	SUPER LIGHT	<b>233.3</b>	10	229.9	6	228.9	7	228.9	3	227.9	11	229,8
5 Siegfried STIEGER		FORMULA											
56 Marco MINELLI	AM Sport System	FORMULA											



**Boss GP**  
Mugello Racing Weekend  
Race 1

Leader Sequence by Class

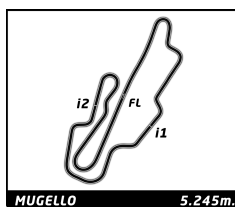
No	Driver	Team	Car	Start Lap	End Lap	Laps	Total Laps
<b>F1</b>							
1	Ingo GERSTL	Team Top Speed	Toro Rosso F1 - STR1	1	13	13	13
<b>FORMULA</b>							
17	Stephan GLASER	Scuderia Palladio	Dallara GP2/11	1	8	8	8
96	Stephan MILLER		Dallara GP2/11	9	12	4	4
<b>FORMULA PRO</b>							
32	Simone COLOMBO	MM International Motorsport	Dallara GP2/11	1	13	13	13
<b>SUPER LIGHTS</b>							
118	Henry CLAUSNITZER	WF Racing	Tatuus Formula Renault V6	1	11	11	11



**Boss GP**  
Mugello Racing Weekend  
Race 1

Fastest Lap Sequence

Elapsed	No Driver	Team	Car	Class	Time	Kph	Lap
3:15.374	1 Ingo GERSTL	Team Top Speed	Toro Rosso F1 - STR1	F1	<b>1:35.229</b>	198.3	2



## Boss GP

### Mugello Racing Weekend

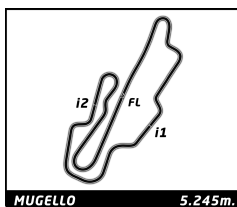
#### Race 1

#### Analysis by lap

Lapped ■

No	Lap Time	Gap	No	Lap Time	Gap	No	Lap Time	Gap	No	Lap Time	Gap	No	Lap Time	Gap
<b>Lap 1</b>			<b>118</b>	2:12.363	1 Lap	<b>118</b>	2:11.902	2 Laps	<b>55</b>	3:54.710	2 Laps			
1	1:40.145	0.000	17	1:46.151	51.082									
32	1:42.597	2.452	96	1:50.919	1:22.410									
<b>Lap 2</b>														
1	1:35.229													
32	1:36.376	3.599												
74	1:36.948	4.907												
27	1:38.439	9.200												
77	1:40.186	10.571												
44	1:38.236	10.805												
17	1:46.822	26.416												
96	1:52.414	42.084												
55	1:57.908	53.621												
118	2:10.990	1:16.584												
<b>Lap 3</b>														
1	1:37.171													
32	1:37.283	3.711												
74	1:37.519	5.255												
27	1:38.158	10.187												
77	1:39.353	12.753												
44	1:39.389	13.023												
17	1:45.281	34.526												
96	1:51.159	56.072												
55	1:57.015	1:13.465												
<b>Lap 4</b>														
1	1:37.640													
32	1:40.022	6.093												
74	1:38.527	6.142												
27	1:38.855	11.402												
<b>118</b>	2:10.011	1 Lap												
44	1:37.337	12.720												
77	1:40.387	15.500												
17	1:46.744	43.630												
96	1:51.758	1:10.190												
<b>Lap 5</b>														
1	1:38.699													
<b>55</b>	2:05.937	1 Lap												
32	1:38.029	5.423												
74	1:39.147	6.590												
27	1:39.295	11.998												
44	1:38.562	12.583												
77	1:40.537	17.338												
<b>Lap 6</b>														
1	1:39.259													
32	1:37.937	4.101												
74	1:38.354	5.685												
27	1:39.272	12.011												
44	1:39.232	12.556												
77	1:40.547	18.626												
<b>55</b>	1:59.610	1 Lap												
17	1:48.440	1:00.263												
<b>118</b>	2:10.556	1 Lap												
96	1:52.822	1:35.973												
<b>Lap 7</b>														
1	1:37.286													
32	1:37.764	4.579												
74	1:38.729	7.128												
27	1:38.474	13.199												
44	1:38.608	13.878												
77	1:39.498	20.838												
<b>55</b>	1:57.228	1 Lap												
17	1:47.408	1:10.385												
<b>Lap 8</b>														
1	1:37.146													
32	1:38.459	5.892												
74	1:39.861	9.843												
<b>118</b>	2:09.446	2 Laps												
27	1:38.990	15.043												
44	1:38.757	15.489												
<b>96</b>	1:55.513	1 Lap												
77	1:39.503	23.195												
<b>55</b>	1:58.694	1 Lap												
17	1:47.217	1:20.456												
<b>Lap 9</b>														
1	1:37.703													
32	1:38.023	6.212												
74	1:39.103	11.243												
27	1:39.033	16.373												
44	1:40.192	17.978												
77	1:42.210	27.702												
<b>96</b>	1:53.803	1 Lap												
<b>118</b>	2:12.619	2 Laps												
<b>Lap 10</b>														
1	1:44.961													
32	1:58.033	19.284												
74	1:54.007	20.289												
27	1:49.600	21.012												
44	1:48.904	21.921												
77	1:49.589	32.330												
<b>96</b>	2:18.717	1 Lap												
<b>Lap 11</b>														
1	2:47.544													
32	2:29.328	1.068												
74	2:28.675	1.420												
27	2:28.300	1.768												
44	2:27.824	2.201												
77	2:17.496	2.282												
<b>96</b>	2:15.632	1 Lap												
<b>118</b>	2:12.831	2 Laps												
<b>55</b>	2:09.391	2 Laps												
<b>Lap 12</b>														
1	1:37.096													
32	1:37.934	1.906												
74	1:38.668	2.992												
27	1:40.367	5.039												
77	1:40.785	5.971												
44	1:41.451	6.556												
<b>96</b>	1:52.264	1 Lap												
<b>118</b>	2:08.054	2 Laps												
<b>55</b>	1:58.108	2 Laps												
<b>Lap 13</b>														
1	1:39.435													
32	1:38.902	1.373												
74	1:38.878	2.435												
27	1:39.142	4.746												
77	1:39.882	6.418												
44	1:39.966	7.087												
<b>96</b>	1:51.655	1 Lap												
<b>118</b>	2:08.483	2 Laps												
<b>55</b>	2:06.045	2 Laps												





# Boss GP

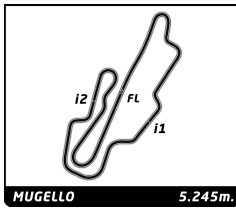
## Mugello Racing Weekend

### Race 1

## Sector Analysis

— Invalidated Lap    ■ Personal Best    ■ Session Best    B Crossing the pit lane

Lap	Time	Sector 1	Sector 2	Sector 3	T.Sp	Elapsed	Lap	Time	Sector 1	Sector 2	Sector 3	T.Sp	Elapsed	
<b>1</b>	<b>Ingo GERSTL</b> AUT							8	1:38.459	34.284	29.584	34.591	280.2	13:08.467
	Team Top Speed Toro Rosso F1 - STR1							9	1:38.023	34.197	29.702	34.124	278.8	14:46.490
1	1:40.145	38.023	29.363	<b>32.759</b>		1:40.145	10	1:58.033	34.773	38.029	45.231	280.2	16:44.523	
2	<b>1:35.229</b>	<b>32.951</b>	<b>28.939</b>	33.339	306.3	3:15.374	11	2:29.328	43.156	53.697	52.475	216.6	19:13.851	
3	1:37.171	33.389	29.719	34.063	305.4	4:52.545	12	1:37.934	34.332	29.685	33.917	275.9	20:51.785	
4	1:37.640	33.381	29.876	34.383	302.0	6:30.185	13	1:38.902	34.474	30.246	34.182	280.2	22:30.687	
5	1:38.699	33.765	30.037	34.897	297.0	8:08.884								
6	1:39.259	34.225	30.421	34.613	296.2	9:48.143								
7	1:37.286	33.625	29.562	34.099	303.7	11:25.429								
8	1:37.146	32.990	30.117	34.039	301.2	13:02.575								
9	1:37.703	33.783	29.851	34.069	304.5	14:40.278								
10	1:44.961	35.472	31.928	37.561	302.8	16:25.239								
11	2:47.544	1:00.116	55.358	52.070	201.7	19:12.783								
12	1:37.096	33.887	29.534	33.675	303.7	20:49.879								
13	1:39.435	34.178	30.159	35.098	306.3	22:29.314								
<b>5</b>	<b>Siegfried STIEGER</b> AUT													
	Dallara GP2/11													
1	2:20.683	55.812	40.326	<b>44.545</b>		2:20.683								
<b>17</b>	<b>Stephan GLASER</b> CHE													
	Scuderia Palladio Dallara GP2/11													
1	1:54.968	44.086	33.750	37.132		1:54.968								
2	1:46.822	36.866	33.293	36.663	271.1	3:41.790								
3	<b>1:45.281</b>	36.349	<b>32.824</b>	<b>36.108</b>	273.9	5:27.071								
4	1:46.744	<b>36.198</b>	33.340	37.206	275.2	7:13.815								
5	1:46.151	36.519	33.419	36.213	274.5	8:59.966								
6	1:48.440	37.670	34.108	36.662	278.1	10:48.406								
7	1:47.408	37.067	33.625	36.716	275.9	12:35.814								
8	1:47.217	36.951	33.794	36.472	278.8	14:23.031								
<b>27</b>	<b>Marco GHIOTTO</b> ITA													
	Scuderia Palladio Dallara GP2/11													
1	1:46.135	41.007	30.654	34.474		1:46.135								
2	1:38.439	34.327	29.894	34.218	283.1	3:24.574								
3	<b>1:38.158</b>	<b>34.039</b>	30.029	<b>34.090</b>	279.5	5:02.732								
4	1:38.855	34.235	30.022	34.598	280.2	6:41.587								
5	1:39.295	34.243	30.659	34.393	280.9	8:20.882								
6	1:39.272	34.302	30.741	34.229	280.2	10:00.154								
7	1:38.474	34.340	<b>29.670</b>	34.464	281.7	11:38.628								
8	1:38.990	34.335	30.287	34.368	280.9	13:17.618								
9	1:39.033	34.343	30.139	34.551	281.7	14:56.651								
10	1:49.600	34.677	33.340	41.583	281.7	16:46.251								
11	2:28.300	42.976	53.383	51.941	201.3	19:14.551								
12	1:40.367	35.390	30.598	34.379	284.6	20:54.918								
13	1:39.142	34.377	30.274	34.491	282.4	22:34.060								
<b>32</b>	<b>Simone COLOMBO</b> ITA													
	MM International Motorsport Dallara GP2/11													
1	1:42.597	39.307	29.588	<b>33.702</b>		1:42.597								
2	<b>1:36.376</b>	<b>33.667</b>	<b>28.968</b>	33.741	276.6	3:18.973								
3	1:37.283	34.044	29.304	33.935	276.6	4:56.256								
4	1:40.022	34.137	29.594	36.291	278.1	6:36.278								
5	1:38.029	34.542	29.576	33.911	275.9	8:14.307								
6	1:37.937	34.504	29.441	33.992	279.5	9:52.244								
7	1:37.764	34.060	29.624	34.080	278.8	11:30.008								
<b>44</b>	<b>Thomas ZELTNER</b> CHE													
	Scuderia Palladio Dallara GP2/11													
1	1:47.943	43.293	30.016	34.634		1:47.943								
2	1:38.236	34.175	29.521	34.540	279.5	3:26.179								
3	1:39.389	34.892	29.869	34.628	283.9	5:05.568								
4	<b>1:37.337</b>	34.088	<b>29.063</b>	<b>34.186</b>	286.1	6:42.905								
5	1:38.562	<b>34.060</b>	30.054	34.448	280.9	8:21.467								
6	1:39.232	34.438	30.542	34.252	280.9	10:00.699								
7	1:38.608	34.443	29.851	34.314	282.4	11:39.307								
8	1:38.757	34.244	30.101	34.412	283.9	13:18.064								
9	1:40.192	34.626	29.963	35.603	284.6	14:58.256								
10	1:48.904	34.806	32.208	41.890	281.7	16:47.160								
11	2:27.824	42.498	53.668	51.658	195.9	19:14.984								
12	1:41.451	36.043	30.761	34.647	281.7	20:56.435								
13	1:39.966	35.001	30.261	34.704	284.6	22:36.401								
<b>55</b>	<b>Erich ZECH</b> DEU													
	Team Top Speed Dallara GP2/11													
1	2:11.087	52.361	37.695	41.031		2:11.087								
2	1:57.908	40.000	36.860	41.048	263.9	4:08.995								
3	<b>1:57.015</b>	39.534	<b>36.600</b>	40.881	264.5	6:06.010								
4	2:05.937	38.952	39.396	47.589	265.8	8:11.947								
5	1:59.610	42.142	37.438	<b>40.030</b>	244.3	10:11.557								
6	1:57.228	<b>38.768</b>	37.016	41.444	269.8	12:08.785								
7	1:58.694	40.367	37.408	40.919	262.6	14:07.479								
8	3:54.710 <b>B</b>	40.377	37.772	2:36.561	271.8	18:02.189								
9	2:09.391	50.204	37.921	41.266	131.8	20:11.580								
10	1:58.108	39.720	37.920	40.468	269.1	22:09.688								
11	2:06.045	43.336	39.517	43.192	258.9	24:15.733								
<b>74</b>	<b>Massimiliano CUCCARESE</b> ITA													
	MM International Motorsport Dallara GP2/11													
1	1:43.333	39.758	29.939	33.636		1:43.333								
2	<b>1:36.948</b>	<b>33.665</b>	<b>29.529</b>	33.754	283.9	3:20.281								
3	1:37.519	33.886	30.005	<b>33.628</b>	282.4	4:57.800								
4	1:38.527	34.120	30.092	34.315	283.1	6:36.327								
5	1:39.147	35.011	30.250	33.886	279.5	8:15.474								
6	1:38.354	34.321	29.941	34.092	283.9	9:53.828								
7	1:38.729	34.224	30.203	34.302	284.6	11:32.557								
8	1:39.861	34.329	31.007	34.525	283.1	13:12.418								
9	1:39.103	34.765	30.226	34.112	282.4	14:51.521								
10	1:54.007	34.932	34.440	44.635	283.1	16:45.528								
11	2:28.675	42.983	53.536	52.156	187.4	19:14.203								
12	1:38.668	34.602	30.073	33.993	286.1	20:52.871								
13	1:38.878	34.451	30.350	34.077	285.4	22:31.749								
<b>77</b>	<b>Vladimir NETUSIL</b> CZE													
	MM International Motorsport Dallara GP2/11													
1	1:45.759	40.572	30.384	34.803		1:45.759								
2	1:40.186	35.218	30.128	34.840	278.1	3:25.945								



## Boss GP Mugello Racing Weekend Race 1

### Sector Analysis

— Invalidated Lap    ■ Personal Best    ■ Session Best    B Crossing the pit lane

Lap	Time	Sector 1	Sector 2	Sector 3	T.Spd	Elapsed	Lap	Time	Sector 1	Sector 2	Sector 3	T.Spd	Elapsed
3	1:39.353	34.713	29.985	34.655	278.8	5:05.298							
4	1:40.387	35.306	30.259	34.822	277.3	6:45.685							
5	1:40.537	35.169	30.520	34.848	278.1	8:26.222							
6	1:40.547	34.503	30.971	35.073	278.1	10:06.769							
7	1:39.498	34.789	29.910	34.799	277.3	11:46.267							
8	1:39.503	34.689	29.861	34.953	279.5	13:25.770							
9	1:42.210	35.097	31.862	35.251	280.2	15:07.980							
10	1:49.589	38.056	33.626	37.907	278.8	16:57.569							
11	2:17.496	37.599	49.279	50.618	244.3	19:15.065							
12	1:40.785	35.427	30.700	34.658	282.4	20:55.850							
13	1:39.882	34.859	30.229	34.794	283.9	22:35.732							

96		Stephan MILLER		DEU		
				Dallara GP2/11		
1	2:05.044	47.357	36.493	41.194	2:05.044	
2	1:52.414	38.037	35.328	39.049	280.9	3:57.458
3	1:51.159	37.274	35.500	38.385	281.7	5:48.617
4	1:51.758	37.034	35.589	39.135	282.4	7:40.375
5	1:50.919	37.272	34.799	38.848	280.9	9:31.294
6	1:52.822	37.740	35.697	39.385	281.7	11:24.116
7	1:55.513	38.565	36.583	40.365	259.5	13:19.629
8	1:53.803	38.208	36.464	39.131	287.6	15:13.432
9	2:18.717	39.180	38.210	1:01.327	283.9	17:32.149
10	2:15.632	50.201	42.363	43.068	149.1	19:47.781
11	1:52.264	37.869	35.334	39.061	281.7	21:40.045
12	1:51.655	37.335	35.412	38.908	283.1	23:31.700

118		Henry CLAUSNITZER		DEU		
				Tatuus Formula Renault V6		
1	2:20.968	52.412	42.872	45.684	2:20.968	
2	2:10.990	44.628	41.415	44.947	225.6	4:31.958
3	2:10.011	43.509	40.719	45.783	228.9	6:41.969
4	2:12.363	46.026	41.263	45.074	196.2	8:54.332
5	2:10.556	44.934	40.911	44.711	226.5	11:04.888
6	2:09.446	43.583	40.403	45.460	229.9	13:14.334
7	2:12.619	46.693	40.699	45.227	228.9	15:26.953
8	2:11.902	45.516	40.882	45.504	220.5	17:38.855
9	2:12.831	46.876	41.403	44.552	194.5	19:51.686
10	2:08.054	43.199	40.570	44.285	233.3	21:59.740
11	2:08.483	43.243	40.301	44.939	227.9	24:08.223